





T Victoria FE 210U ep79 HF00

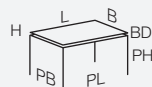
T Victoria FE

 : FE

 : EPOXY

∅ 50x50 mm

HT75



160U

210U

L x B	160+90x100	200+90x100
H		
BD (mm)	18 mm	18 mm
PH		
PB		
PL		

m ³	0,30	0,34
----------------	------	------

